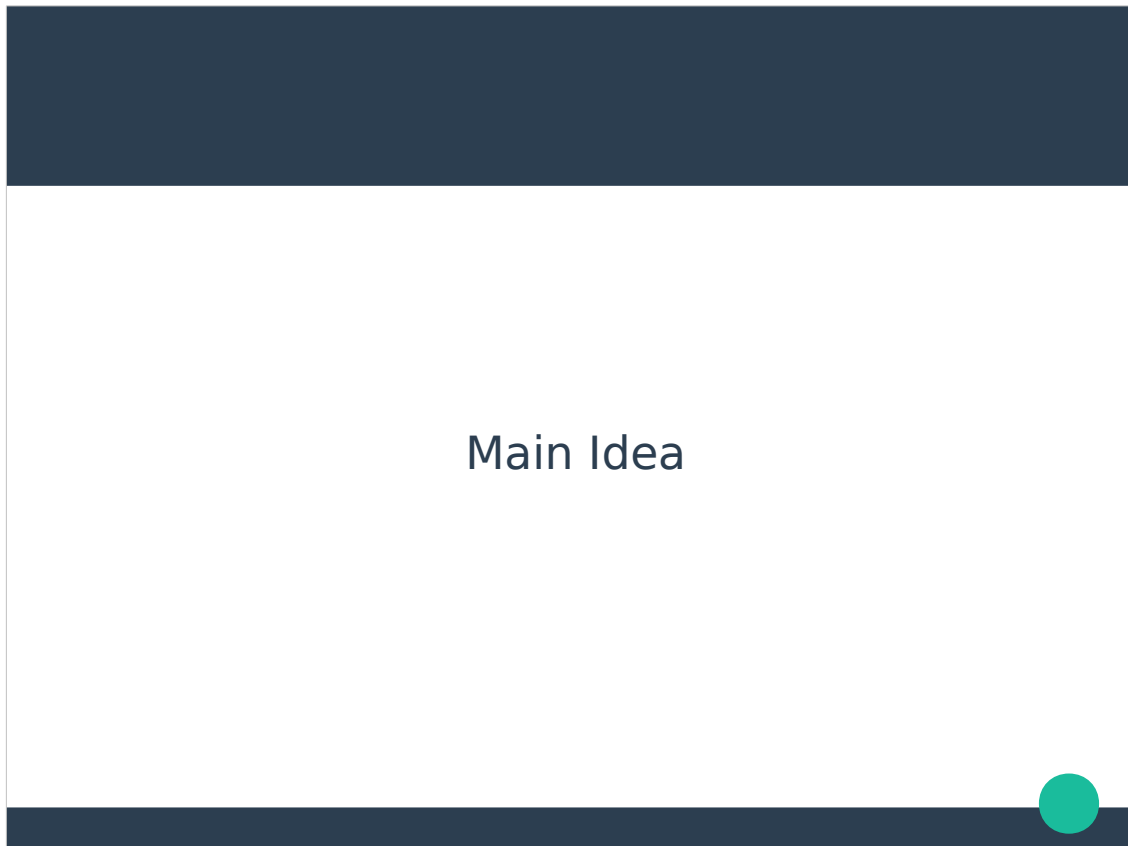


Title and Subtitle layout. Used normally for the first slide. Type the presentation title and some extra info like the author, location, date, school or university.



Only Text Layout. Useful when we want to highlight an important idea or subject.

Only Title



Just a title. However you can insert other objects (text, image, table, chart).

Bulleted List

- **Introduction**
- **Basics**
- **Topic**
- **Outro**

Explain to the audience the contents of the presentation. Here we are using a classic Title and Content Layout.

Bulleted Lists

- Topic 1
- Topic 2
- Topic 3
- Topic 4
- Topic 5
- Topic 6


Title and Content Layout with two content boxes.

Image from file

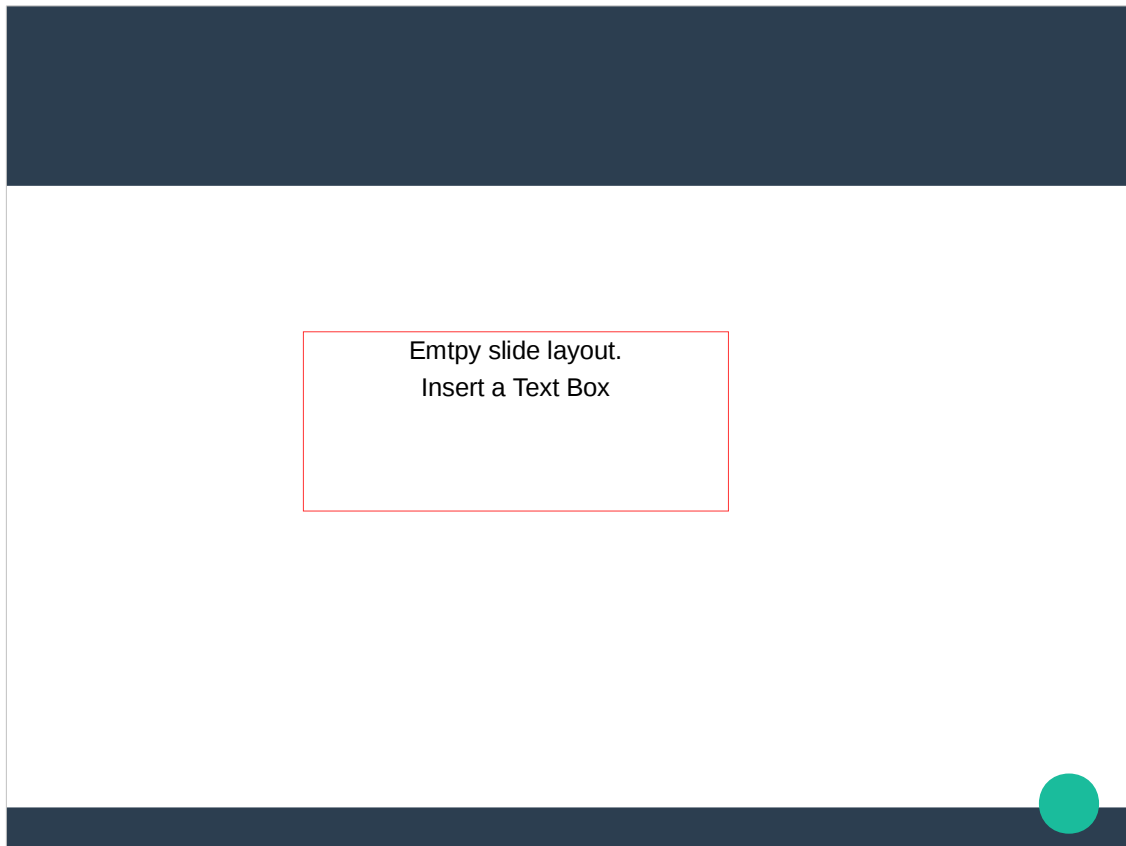


This is just a laptop? Images are used a lot in presentations.

Graphic from the Gallery



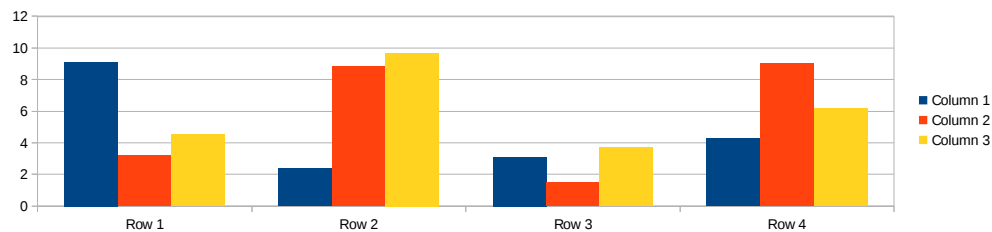
You can insert graphics from the Gallery. Use a Title Only layout.



This is an empty slide, use it to create anything. Insert a simple Text Box.


Charts and Tables

Field 1	Field 2	Field 3	Field 4	Field 5
data	data	data	data	data



We can insert tables and charts into slides. Use Title and Content layout.

Add a Drawing



We can insert drawings into Impress